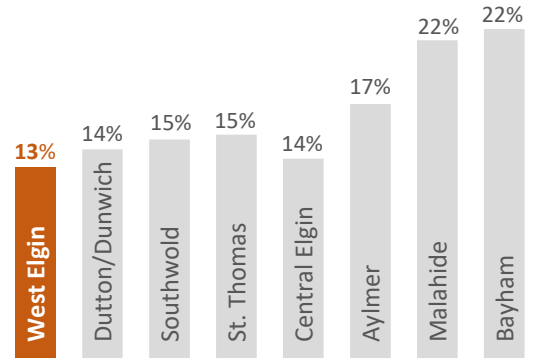


West Elgin

Early Years Population & Community Characteristics

Municipality	Children 0-6	Children 7-12	Total Pop.	Avg. Age
West Elgin	345	305	4,995	44.6
Dutton/Dunwich	290	260	3,865	42.8
Southwold	295	365	4,425	42.4
St. Thomas	3,050	2,880	38,910	42
Central Elgin	805	910	12,605	43.6
Aylmer	745	555	7,495	40
Malahide	1,045	970	9,290	36.3
Bayham	860	800	7,395	35.8
Elgin County Total	7,440	7,045	88,975	41.1

Percent children aged 0-12



West Elgin is home to an estimated **645 children age 0-12**.

The average age of the population is 44.6 years, which is the **highest average age in Elgin County**, and is higher than the provincial average of 41, indicating an **aging population**.

Proportionally, West Elgin has the **highest percentage** of persons reporting **Aboriginal identity** in Elgin County. This amounts to an estimated 170 persons.

Most persons in West Elgin **speak English** most often at home.

710

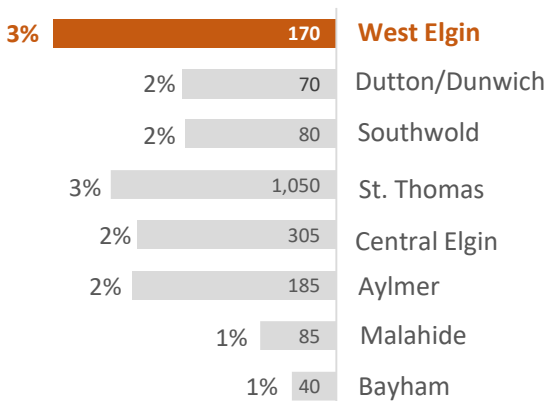
Families with children of any age at home



215

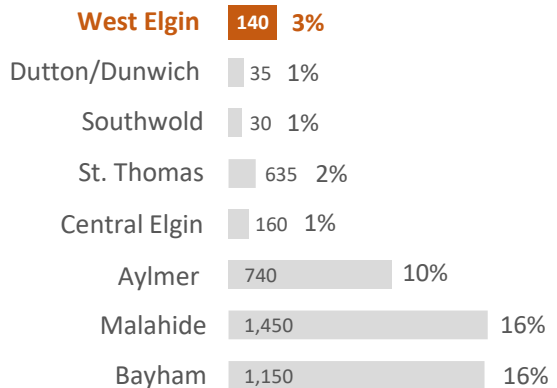
Lone parent families

Aboriginal identity



95.2%
Speak English most often at home

Non-official language is spoken most often at home

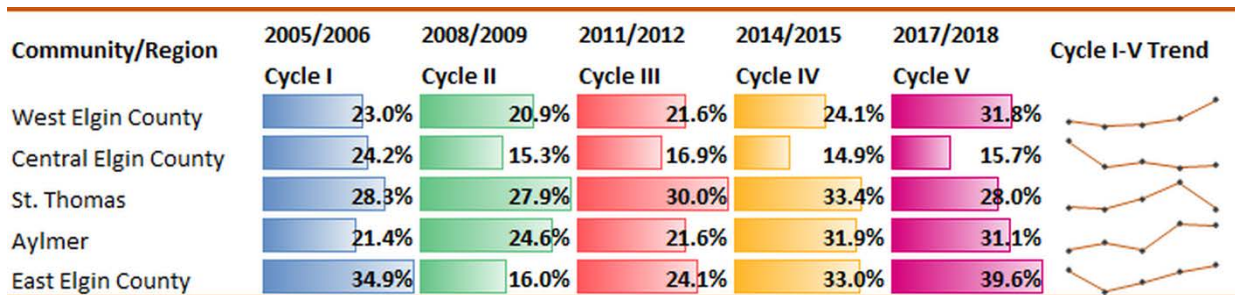


Child Development at School Entry: Early Development Instrument (EDI)

The EDI is a 103-item questionnaire completed by kindergarten teachers that measures children’s ability to meet age appropriate developmental expectations in five general domains. Research has shown that early vulnerability predicts a child’s lifelong health, learning and behaviour.

There have been five complete cycles of the EDI in Ontario: Cycle I (2005/06), Cycle II (2008/09), Cycle III (2011/2012), Cycle IV (2014/15), Cycle V (2017/18).

Children vulnerable in one or more domains of the EDI, by municipality (%)



Some municipalities have been grouped to protect confidentiality.

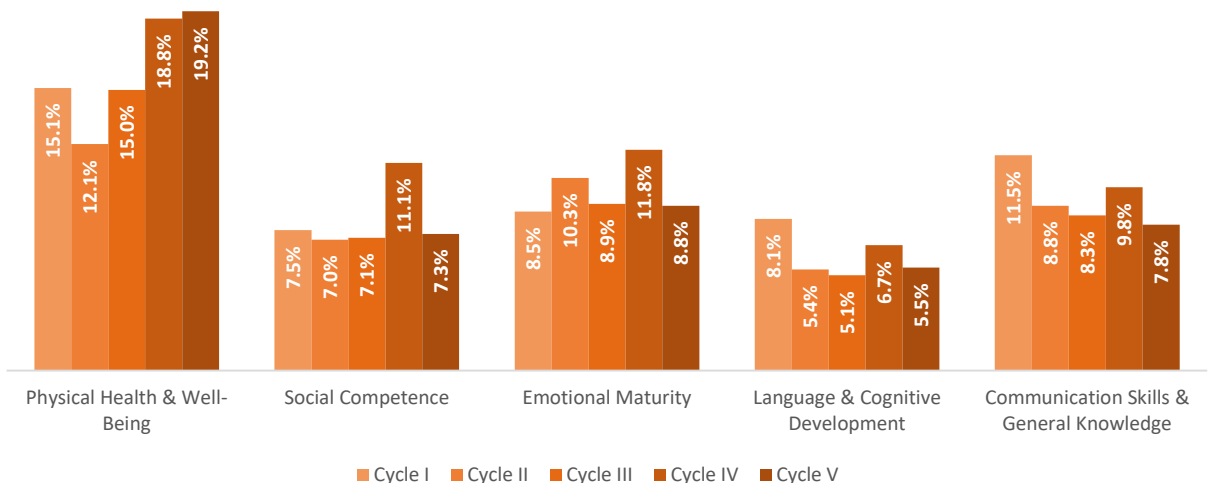
West Elgin County = West Elgin & Dutton/Dunwich

Central Elgin Count = Southwold & Central Elgin

East Elgin County = Malahide & Bayham

29.6% of Ontario kindergarten children were vulnerable on one or more domain in Cycle IV of the EDI

Children vulnerable by domain, Cycles I-V, Elgin County (%)



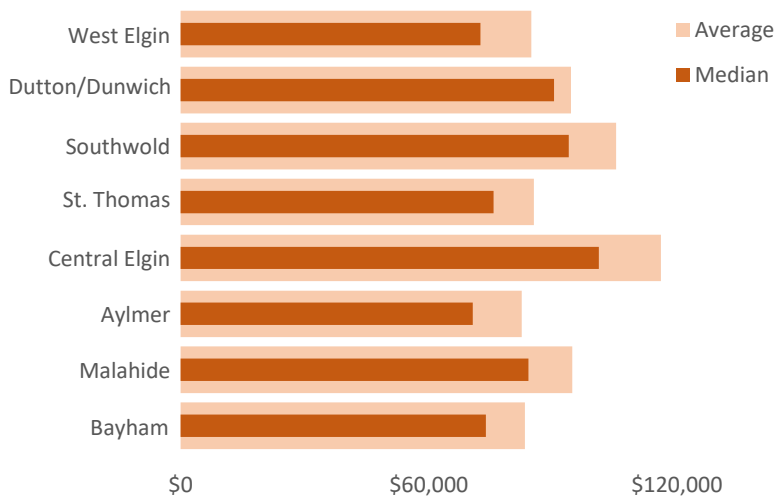
West Elgin

Household income and financial security

\$16.57

Is the living wage calculated for St. Thomas & Elgin county in 2018/2019. This is the hourly rate needed for two income earners, working 35 hours per week year round to support a family of four with two children aged 3 and 7. This is **equivalent to a before-tax income of \$60,315 per family.**

Total income of families in Elgin County in 2015

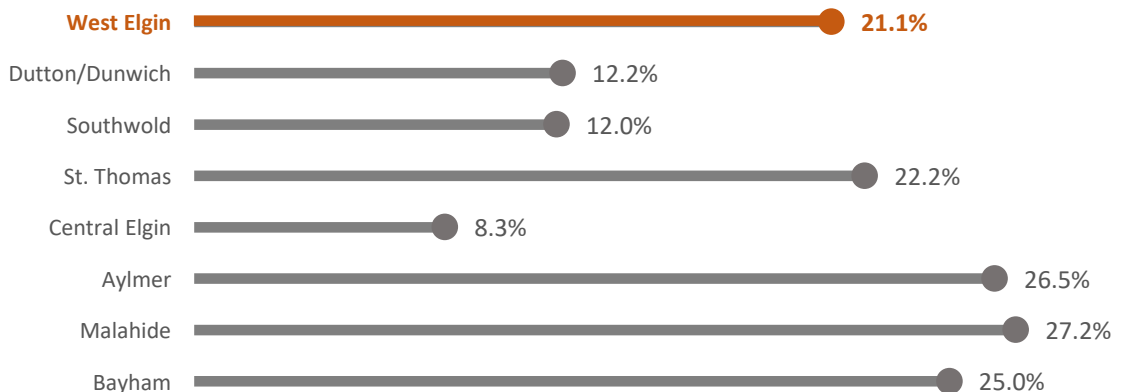


In West Elgin, the median total income of families is \$72,512 and the average total income of families is \$84,871, **below both the median and average income for families across Elgin County.**

Large disparities between median and average income indicate greater income inequality within a population.

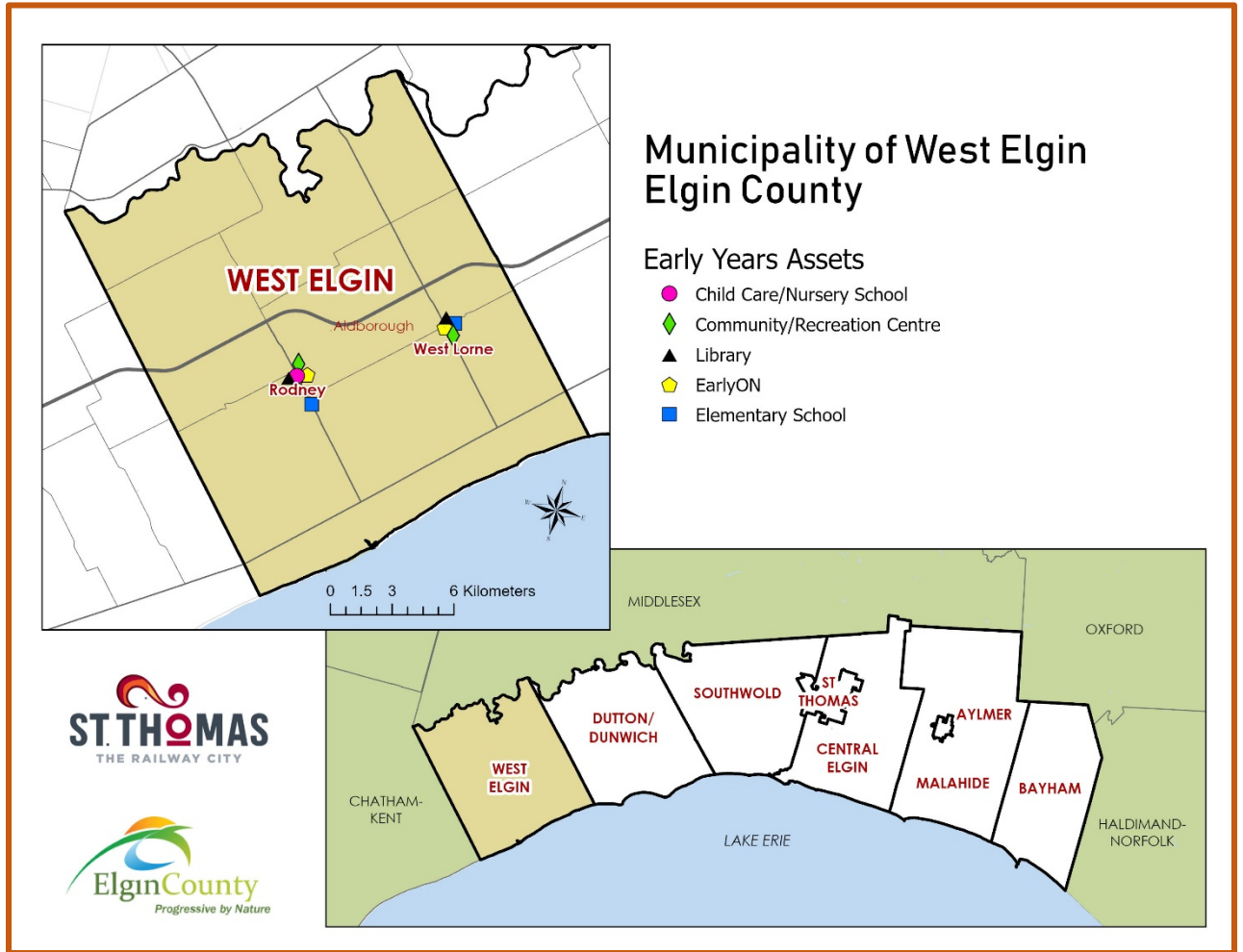
In Elgin County, West Elgin has the **highest prevalence of low income (21.1%)** for children ages 0-5 **west of St. Thomas**. The rate is slightly higher than the prevalence for Ontario (19.8%) and about the same as the prevalence for Elgin County (21.4%).

Prevalence of low income in Elgin County, ages 0-5 years (%) Based on the Low-income measure, after tax (LIM-AT)



West Elgin

Early Years Community Assets



Licensed Child Care/Nursery Schools

- Tiny Tots Cooperative Nursery School (Rodney)
- Aldborough Dutton Co-Op Before & After School Program (Rodney)
- St. Mary's YMCA Before & After School Program (West Lorne)

EarlyON Child & Family Centres

- Aldborough Public School (Rodney)
- West Elgin Community Health Centre (West Lorne)

Community/Recreation Centres

- West Elgin Recreation Centre
- West Lorne Community Complex

Elementary Schools

- Aldborough Public School (Rodney)
- St. Mary's Catholic School (West Lorne)

Libraries

- Rodney Library
- West Lorne Library