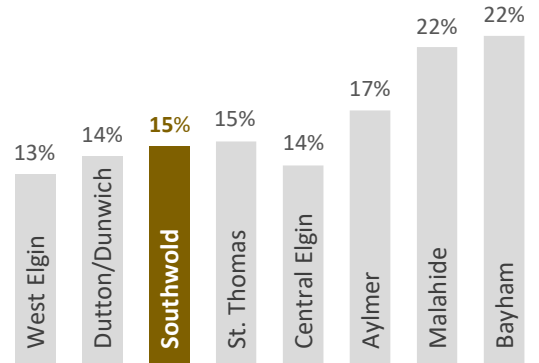


# Southwold

## Early Years Population & Community Characteristics

Municipality	Children 0-6	Children 7-12	Total Pop.	Avg. Age
West Elgin	345	305	4,995	44.6
Dutton/Dunwich	290	260	3,865	42.8
<b>Southwold</b>	<b>295</b>	<b>365</b>	<b>4,425</b>	<b>42.4</b>
St. Thomas	3,050	2,880	38,910	42
Central Elgin	805	910	12,605	43.6
Aylmer	745	555	7,495	40
Malahide	1,045	970	9,290	36.3
Bayham	860	800	7,395	35.8
Elgin County Total	7,440	7,045	88,975	41.1

Percent children aged 0-12



Southwold is home to an estimated **660 children age 0-12**.

The average age of the population is 42.4 years, which is **somewhat higher than the average age in Elgin County**, and is higher than the provincial average of 41.

An estimated 80 persons, or **2% of the population** in Southwold report **Aboriginal identity**.

Most persons in Southwold **speak English** most often at home.

**730**

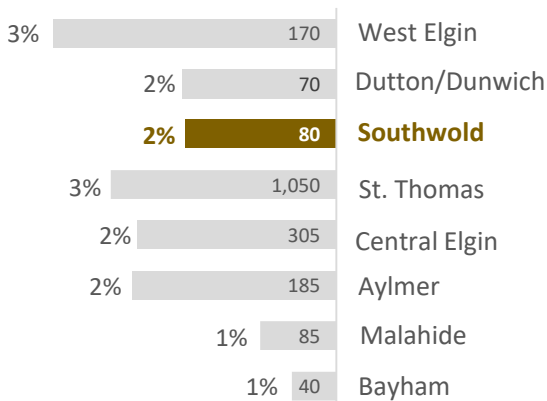
Families with children of any age at home



**135**

Lone parent families

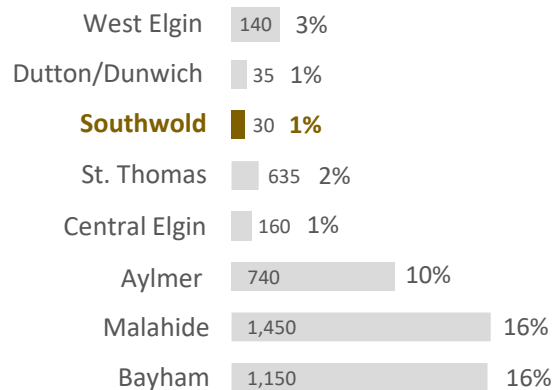
Aboriginal identity



**98.2%**

Speak English most often at home

Non-official language is spoken most often at home

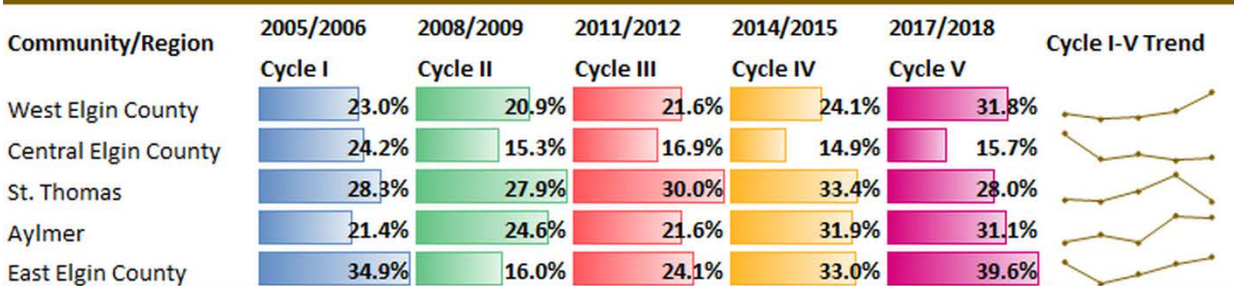


# Child Development at School Entry: Early Development Instrument (EDI)

The EDI is a 103-item questionnaire completed by kindergarten teachers that measures children’s ability to meet age appropriate developmental expectations in five general domains. Research has shown that early vulnerability predicts a child’s lifelong health, learning and behaviour.

There have been five complete cycles of the EDI in Ontario: Cycle I (2005/06), Cycle II (2008/09), Cycle III (2011/2012), Cycle IV (2014/15), Cycle V (2017/18).

## Children vulnerable in one or more domains of the EDI, by municipality (%)



Some municipalities have been grouped to protect confidentiality.

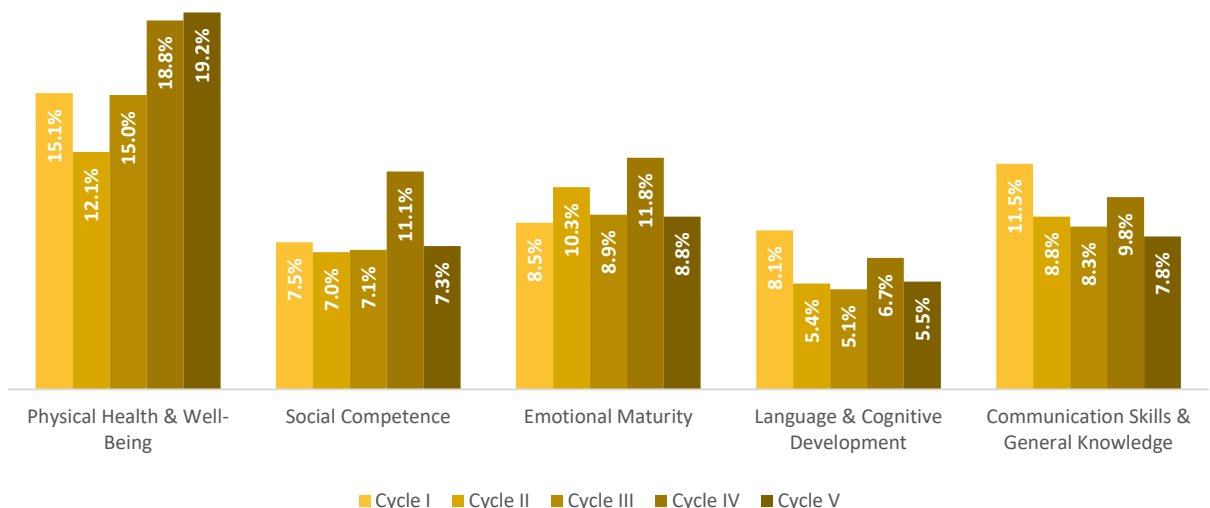
West Elgin County = West Elgin & Dutton/Dunwich

Central Elgin Count = Southwold & Central Elgin

East Elgin County = Malahide & Bayham

**29.6%** of Ontario kindergarten children were vulnerable on one or more domain in Cycle V of the EDI

## Children vulnerable by domain, Cycles I-V, Elgin County (%)



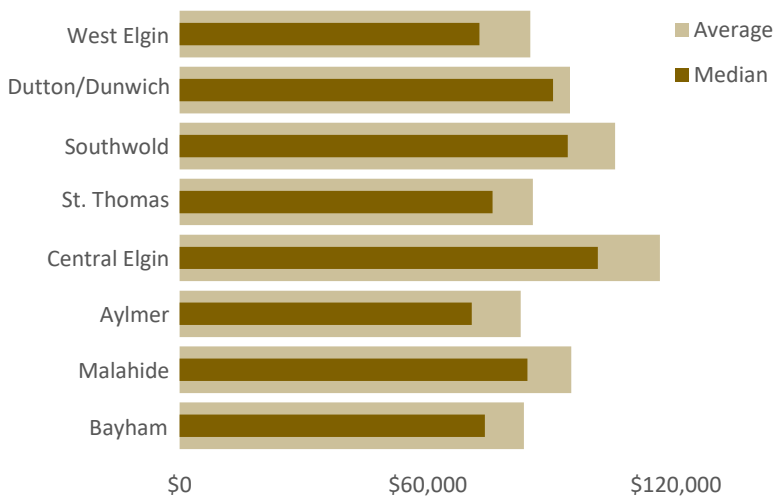
# Southwold

## Household income and financial security

# \$16.57

Is the living wage calculated for St. Thomas & Elgin county in 2018. This is the hourly rate needed for two income earners, working 35 hours per week year round to support a family of four with two children aged 3 and 7. This is **equivalent to a before-tax income of \$60,315 per family.**

### Total income of families in Elgin County in 2015

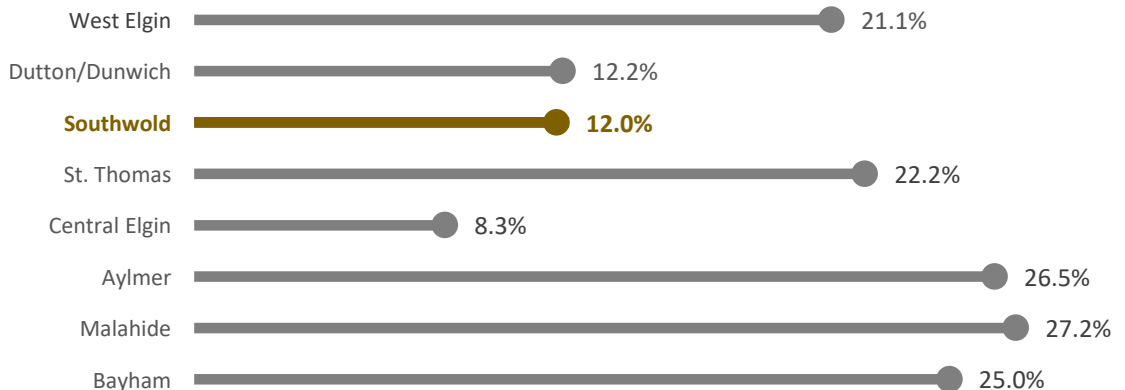


In Southwold, the median total income of families is \$93,824 and the average total income of families is \$105,311, **above both the median and average income for families across Elgin County.**

Large disparities between median and average income indicate greater income inequality within a population.

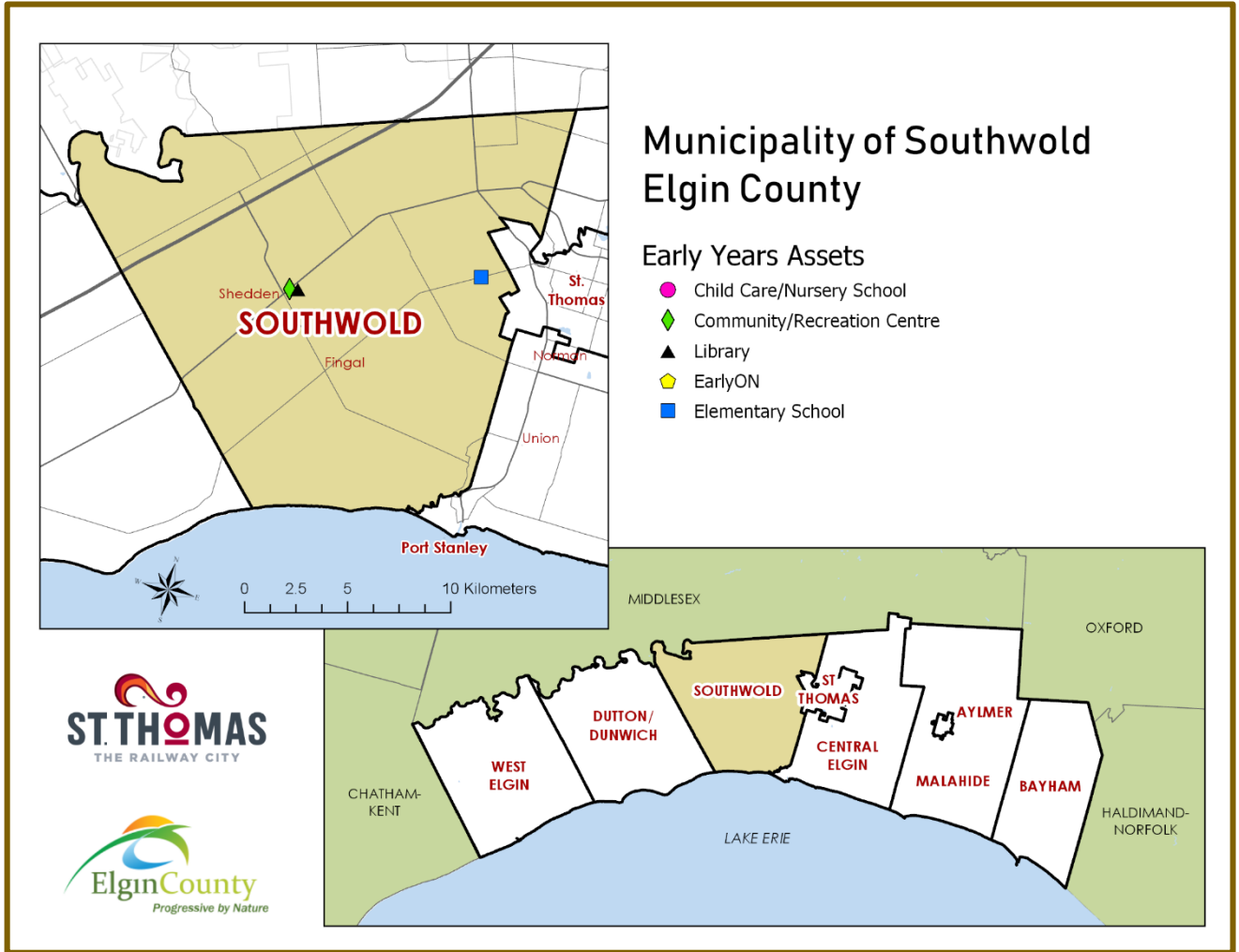
Southwold has a **low prevalence of low income (12.0%)** for children ages 0-5. The rate is lower than both the prevalence for Ontario (19.8%) and Elgin County (21.4%) overall.

### Prevalence of low income in Elgin County, ages 0-5 years (%) Based on the Low-income measure, after tax (LIM-AT)



# Southwold

## Early Years Community Assets



### Licensed Child Care/Nursery Schools

- Southwold YWCA Before & After School Program (Southwold)

### Community/Recreation Centres

- Shedden Keystone Complex (Shedden)

### Elementary Schools

- Southwold Public School (Southwold)

### Libraries

- Southwold Township Library (Shedden)