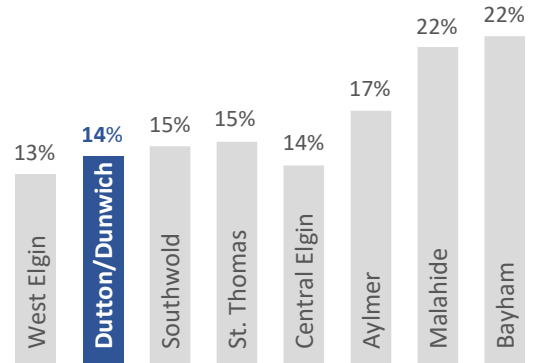


# Dutton/Dunwich

## Early Years Population & Community Characteristics

Municipality	Children 0-6	Children 7-12	Total Pop.	Med. Age
West Elgin	345	305	4,995	48.7
<b>Dutton/Dunwich</b>	<b>290</b>	<b>260</b>	<b>3,865</b>	<b>45.4</b>
Southwold	295	365	4,425	44.7
St. Thomas	3,050	2,880	38,910	42.9
Central Elgin	805	910	12,605	47.4
Aylmer	745	555	7,495	39.3
Malahide	1,045	970	9,290	35.6
Bayham	860	800	7,395	34.3
Elgin County Total	7,440	7,045	88,975	41.3

Percent children aged 0-12



Dutton/Dunwich is home to an estimated **550 children age 0-12**.

The median age of the population is 42.8 years, which is **higher than the median age of Elgin County**, and is higher than the provincial median of 41.3.

An estimated 70 persons, or **2% of the population** in Dutton/Dunwich report **Aboriginal identity**.

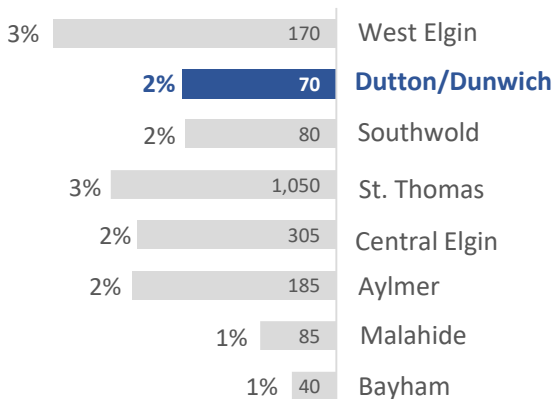
Most persons in Dutton/Dunwich **speak English** most often at home.

**605**  
Families with children of any age at home



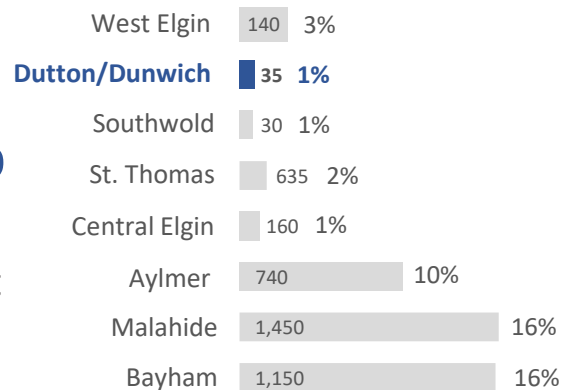
**135**  
Lone parent families

Aboriginal identity



**98.2%**  
Speak English most often at home

Non-official language is spoken most often at home

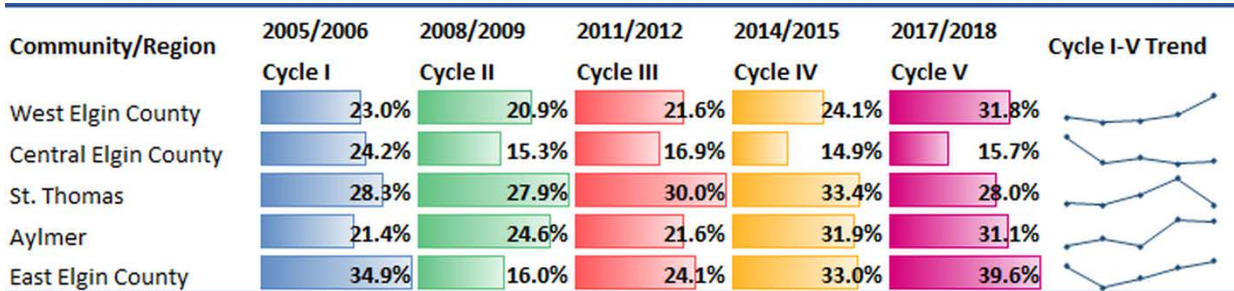


# Child Development at School Entry: Early Development Instrument (EDI)

The EDI is a 103-item questionnaire completed by kindergarten teachers that measures children’s ability to meet age appropriate developmental expectations in five general domains. Research has shown that early vulnerability predicts a child’s lifelong health, learning and behaviour.

There have been five complete cycles of the EDI in Ontario: Cycle I (2005/06), Cycle II (2008/09), Cycle III (2011/2012), Cycle IV (2014/15), Cycle V (2017/18).

## Children vulnerable in one or more domains of the EDI, by municipality (%)



Some municipalities have been grouped to protect confidentiality.

West Elgin County = West Elgin & Dutton/Dunwich

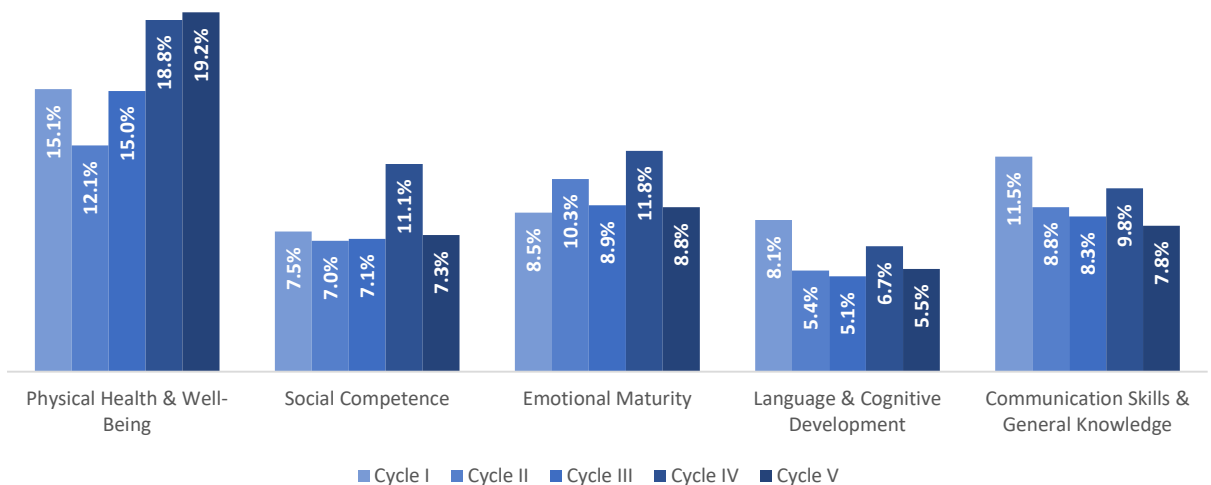
Central Elgin Count = Southwold & Central Elgin

East Elgin County = Malahide & Bayham

**29.6%**

of Ontario kindergarten children were vulnerable on one or more domain in Cycle V of the EDI

## Children vulnerable by domain, Cycles I-V, Elgin County (%)



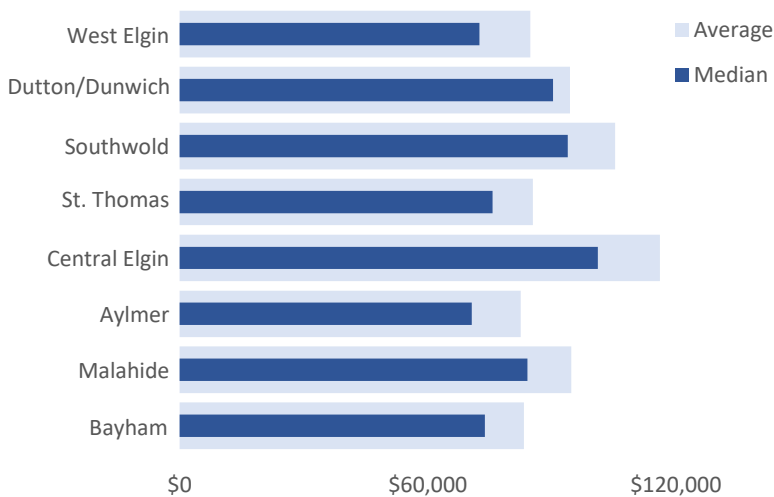
# Dutton/Dunwich

## Household income and financial security

# \$16.57

Is the living wage calculated for St. Thomas & Elgin county in 2018/2019. This is the hourly rate needed for two income earners, working 35 hours per week year round to support a family of four with two children aged 3 and 7. This is **equivalent to a before-tax income of \$60,315 per family.**

### Total income of families in Elgin County in 2015

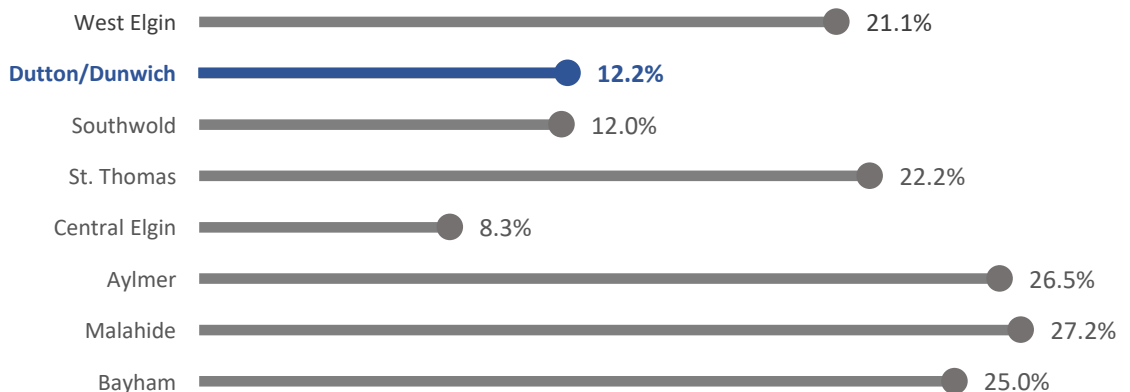


In Dutton/Dunwich, the median total income of families is \$90,266 and the average total income of families is \$94,350, **above both the median and average income for families across Elgin County.**

Large disparities between median and average income indicate greater income inequality within a population.

Dutton/Dunwich has a **low prevalence of low income (12.2%)** for children ages 0-5. The rate is lower than the prevalence for both Ontario (19.8%) and Elgin County (21.4%) overall.

### Prevalence of low income in Elgin County, ages 0-5 years (%) Based on the Low-income measure, after tax (LIM-AT)



# Dutton/Dunwich

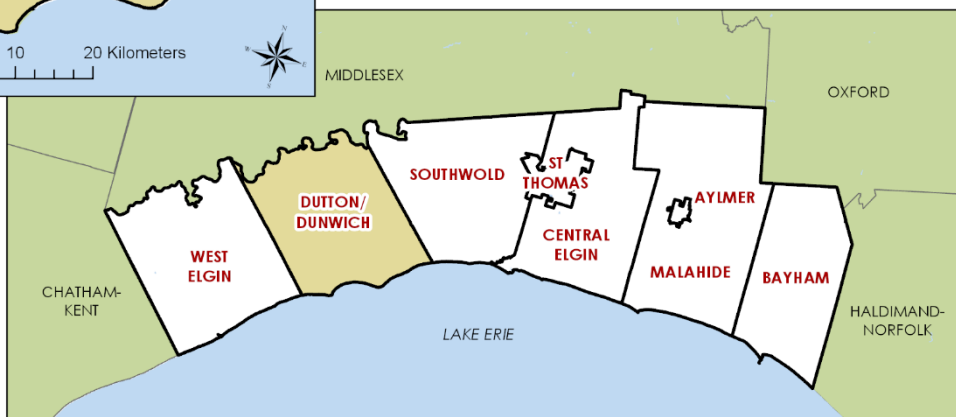
## Early Years Community Assets



### Municipality of Dutton/Dunwich Elgin County

#### Early Years Assets

- Child Care/Nursery School
- ◆ Community/Recreation Centre
- ▲ Library
- ◊ EarlyON
- Elementary School



#### Licensed Child Care/Nursery Schools

- Dutton Co-Operative Child Care Centre (Dutton)
- Dunwich-Dutton Dutton Co-Op Before & After School Program (Dutton)

#### Community/Recreation Centres

- Dutton/Dunwich Community Centre (Dutton)

#### Elementary Schools

- Dunwich-Dutton Public School (Dutton)

#### Libraries

- John Kenneth Galbraith Reference Library (Dutton)