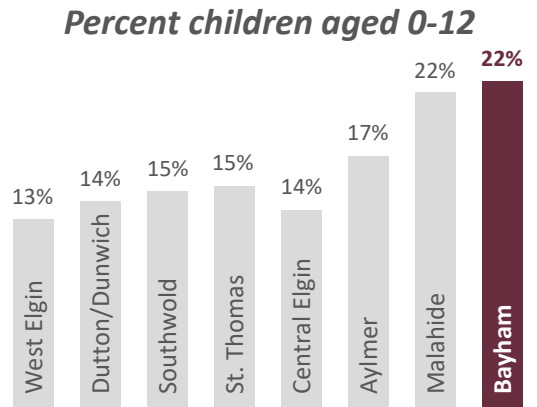


Bayham

Early Years Population & Community Characteristics

Municipality	Children 0-6	Children 7-12	Total Pop.	Med. Age
West Elgin	345	305	4,995	48.7
Dutton/Dunwich	290	260	3,865	45.4
Southwold	295	365	4,425	44.7
St. Thomas	3,050	2,880	38,910	42.9
Central Elgin	805	910	12,605	47.4
Aylmer	745	555	7,495	39.3
Malahide	1,045	970	9,290	35.6
Bayham	860	800	7,395	34.3
Elgin County Total	7,440	7,045	88,975	41.3



Bayham is home to an estimated **1,660 children age 0-12**.

The median age of the population is 34.3 years, which is **lower than the median age in Elgin County**, and the provincial median of 41.3.

An estimated 40 persons, or **1% of the population** in Bayham report **Aboriginal identity**.

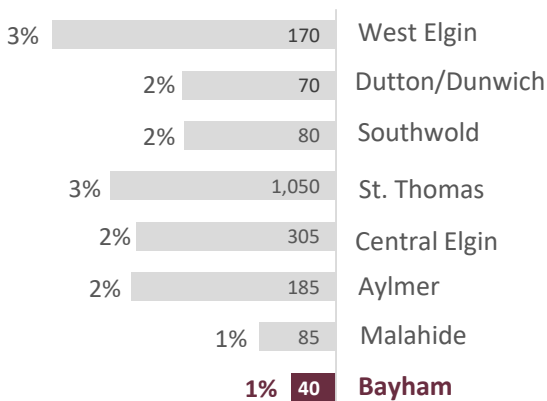
16% of persons in Bayham **speak a non-official language** most often at home. The majority of those, an estimated 1,110 persons, reported speaking German or Germanic languages not otherwise indicated.

1,115
Families with children of any age at home



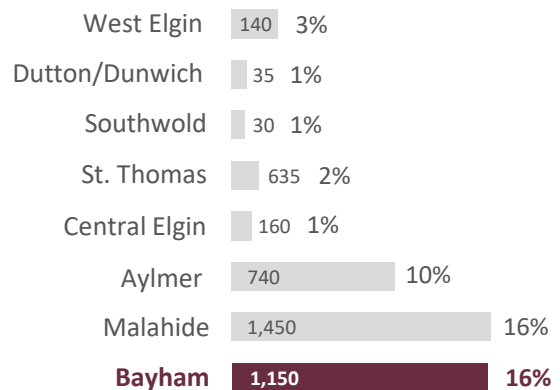
180
Lone parent families

Aboriginal identity



81.9%
Speak English most often at home

Non-official language is spoken most often at home

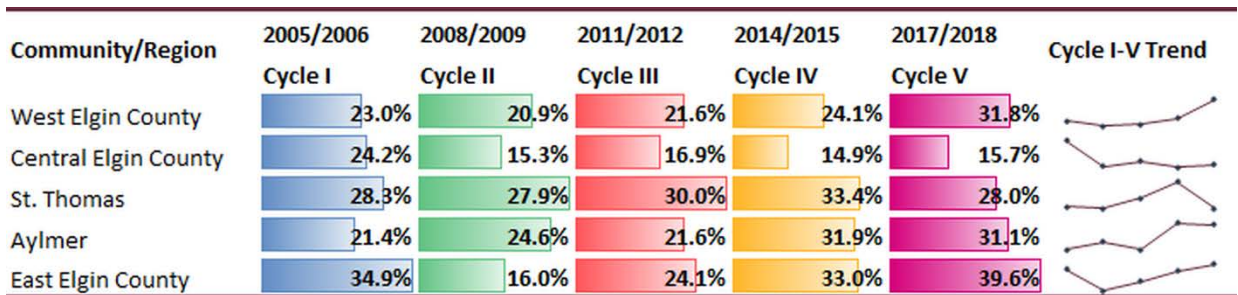


Child Development at School Entry: Early Development Instrument (EDI)

The EDI is a 103-item questionnaire completed by kindergarten teachers that measures children’s ability to meet age appropriate developmental expectations in five general domains. Research has shown that early vulnerability predicts a child’s lifelong health, learning and behaviour.

There have been five complete cycles of the EDI in Ontario: Cycle I (2005/06), Cycle II (2008/09), Cycle III (2011/2012), Cycle IV (2014/15), Cycle V (2017/18).

Children vulnerable in one or more domains of the EDI, by municipality (%)



Some municipalities have been grouped to protect confidentiality.

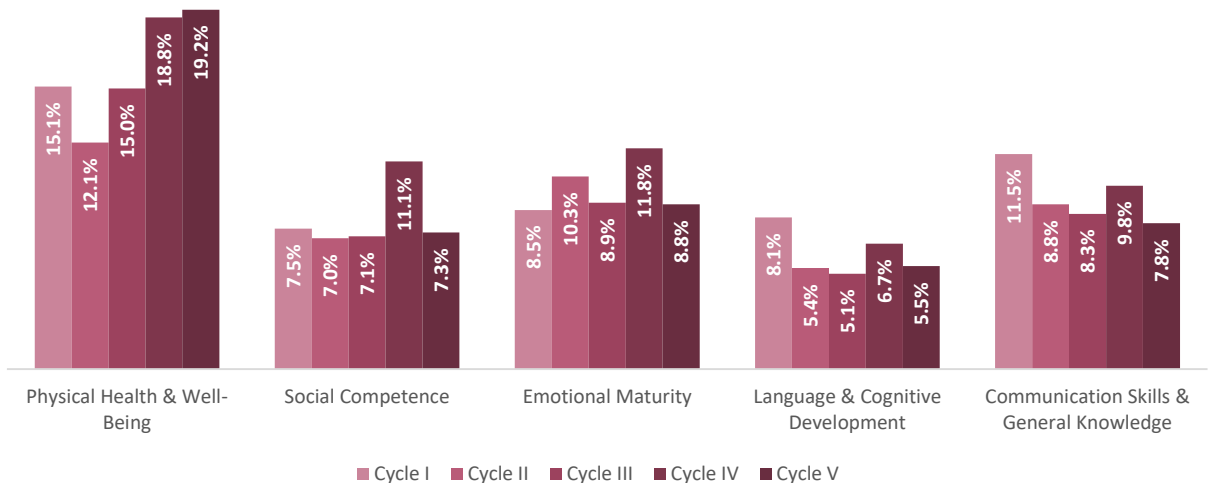
West Elgin County = West Elgin & Dutton/Dunwich

Central Elgin Count = Southwold & Central Elgin

East Elgin County = Malahide & Bayham

29.6% of Ontario kindergarten children were vulnerable on one or more domain in Cycle V of the EDI

Children vulnerable by domain, Cycles I-V, Elgin County (%)



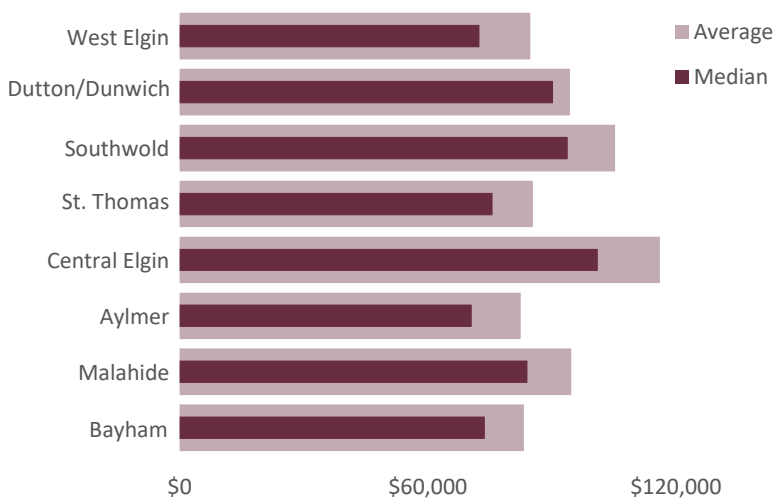
Bayham

Household income and financial security

\$16.57

Is the living wage calculated for St. Thomas & Elgin County in 2018/2019. This is the hourly rate needed for two income earners, working 35 hours per week year round to support a family of four with two children aged 3 and 7. This is **equivalent to a before-tax income of \$60,315 per family.**

Total income of families in Elgin County in 2015

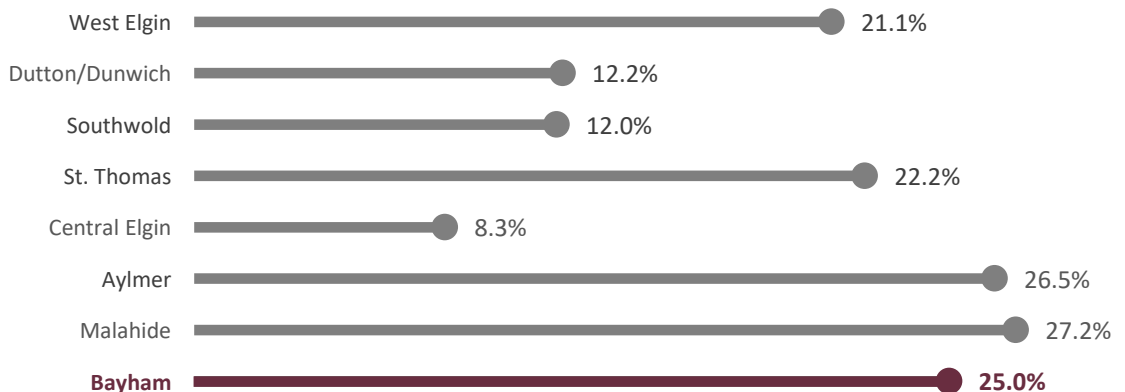


In Bayham, the median total income of families is \$73,775 and the average total income of families is \$83,275, **below both the median and average income for Elgin County.**

Large disparities between median and average income indicate greater income inequality within a population.

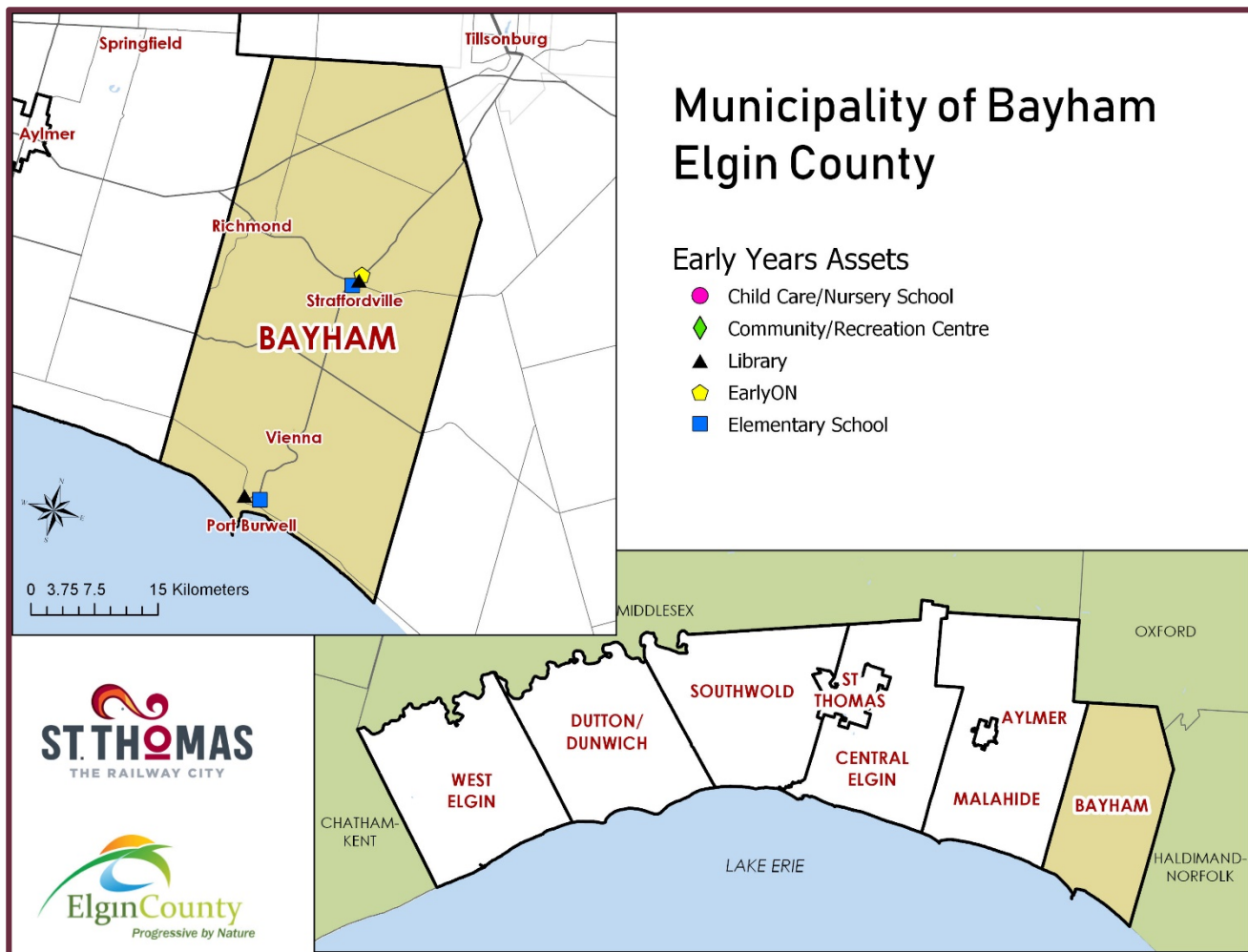
Bayham has a **high prevalence (25.0%) of children ages 0-5 living in low income.** The rate is higher than both the prevalence for Ontario (19.8%) and Elgin County (21.4%) overall.

Prevalence of low income in Elgin County, ages 0-5 years (%) Based on the Low-income measure, after tax (LIM-AT)



Bayham

Early Years Community Assets



Licensed Child Care/Nursery Schools

- Port Burwell YMCA Before & After School Program (Port Burwell)
- Staffordville YMCA Before & After School Program (Staffordville)

EarlyON

- Staffordville EarlyON (Staffordville Public School)

Elementary Schools

- Port Burwell Public School (Port Burwell)
- Staffordville Public School (Staffordville)

Libraries

- Fred Bodsworth Public Library (Port Burwell)
- Staffordville Library (Staffordville)