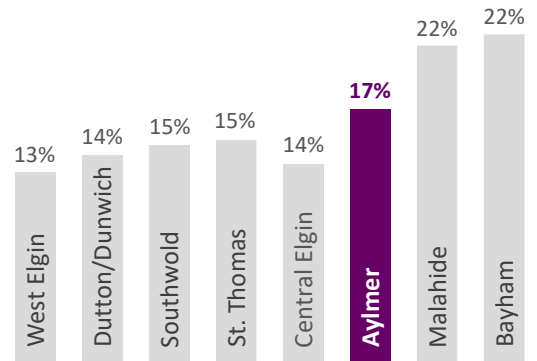


Aylmer

Early Years Population & Community Characteristics

Municipality	Children 0-6	Children 7-12	Total Pop.	Med. Age
West Elgin	345	305	4,995	48.7
Dutton/Dunwich	290	260	3,865	45.4
Southwold	295	365	4,425	44.7
St. Thomas	3,050	2,880	38,910	42.9
Central Elgin	805	910	12,605	47.4
Aylmer	745	555	7,495	39.3
Malahide	1,045	970	9,290	35.6
Bayham	860	800	7,395	34.3
Elgin County Total	7,440	7,045	88,975	41.3

Percent children aged 0-12



Aylmer is home to an estimated **1,300 children age 0-12**.

The median age of the population is 39.3 years, which is **lower than the median age of Elgin County**, and the provincial median of 41.3.

An estimated 185 persons, or **2% of the population** in Aylmer report **Aboriginal identity**.

10% of persons in Aylmer **speak a non-official language** most often at home. The majority of those, an estimated 645 persons, reported speaking German or Germanic languages not otherwise indicated.

1,200

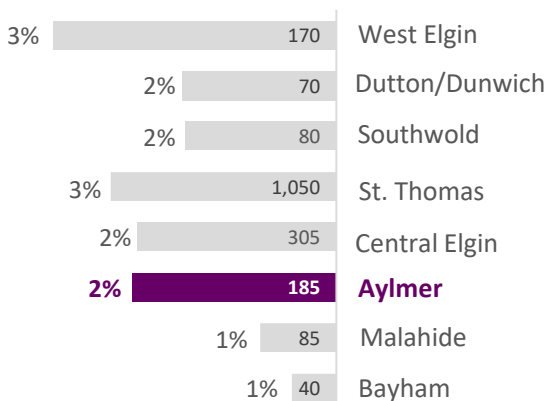
Families with children of any age at home



345

Lone parent families

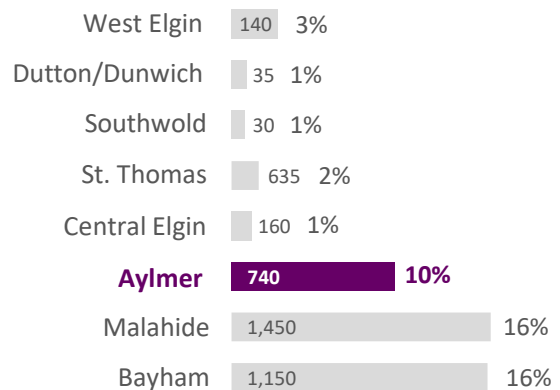
Aboriginal identity



87.4%

Speak English most often at home

Non-official language is spoken most often at home

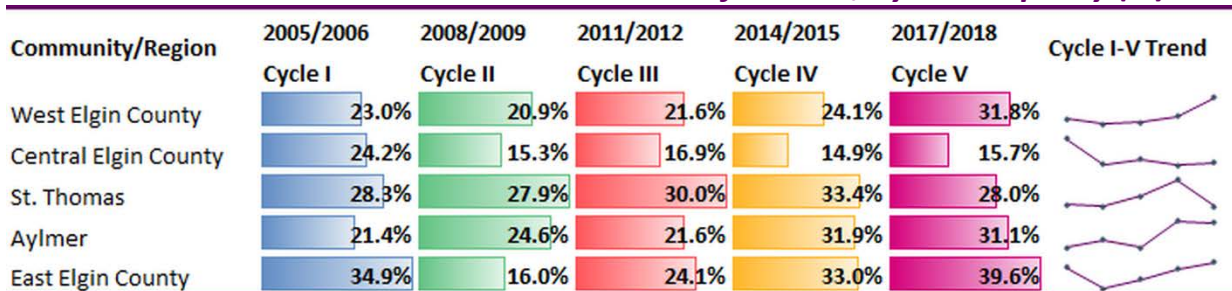


Child Development at School Entry: Early Development Instrument (EDI)

The EDI is a 103-item questionnaire completed by kindergarten teachers that measures children’s ability to meet age appropriate developmental expectations in five general domains. Research has shown that early vulnerability predicts a child’s lifelong health, learning and behaviour.

There have been five cycles of the EDI in Ontario: Cycle I (2005/06), Cycle II (2008/09), Cycle III (2011/2012), Cycle IV (2014/15), Cycle V (2017/18).

Children vulnerable in one or more domains of the EDI, by municipality (%)



Some municipalities have been grouped to protect confidentiality.

West Elgin County = West Elgin & Dutton/Dunwich

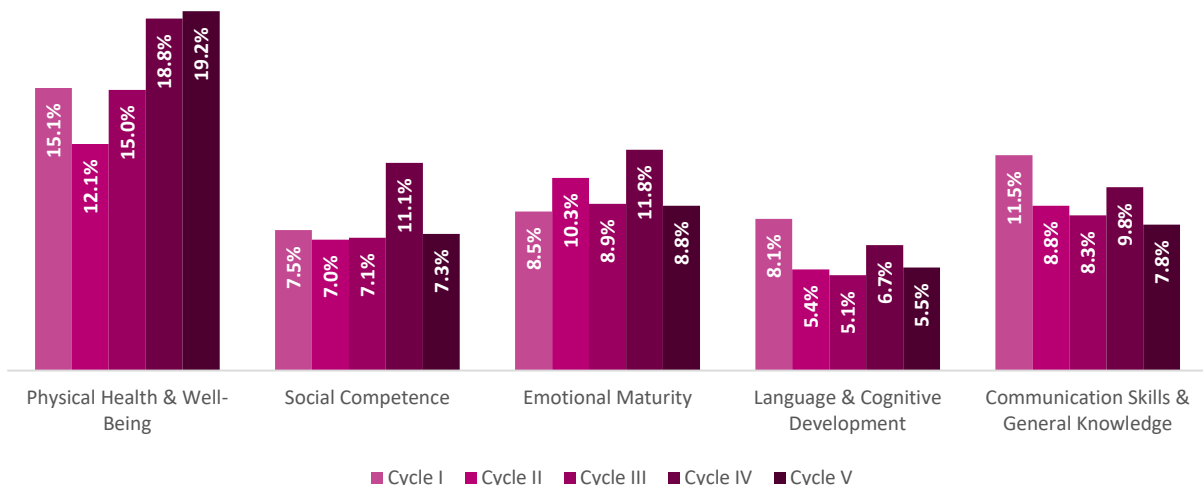
Central Elgin Count = Southwold & Central Elgin

East Elgin County = Malahide & Bayham

29.6%

of Ontario kindergarten children were vulnerable on one or more domain in Cycle V of the EDI

Children vulnerable by domain, Cycles I-V, Elgin County (%)



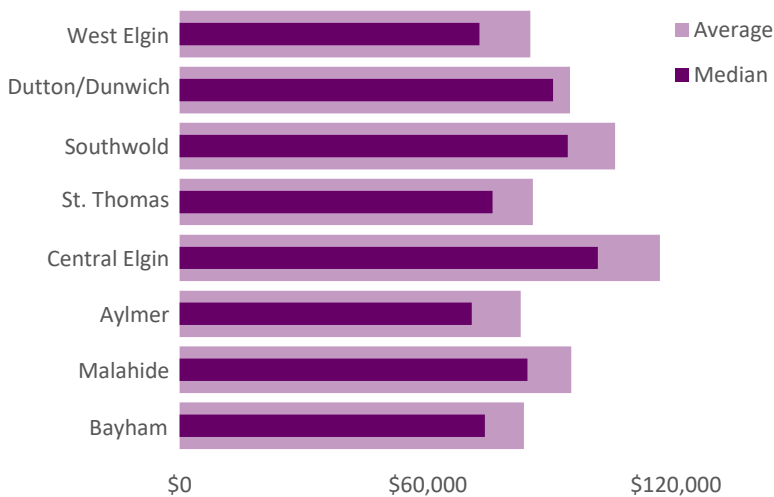
Aylmer

Household income and financial security

\$16.57

Is the living wage calculated for St. Thomas & Elgin County in 2018/2019. This is the hourly rate needed for two income earners, working 35 hours per week year round to support a family of four with two children aged 3 and 7. This is **equivalent to a before-tax income of \$60,315 per family.**

Total income of families in Elgin County in 2015

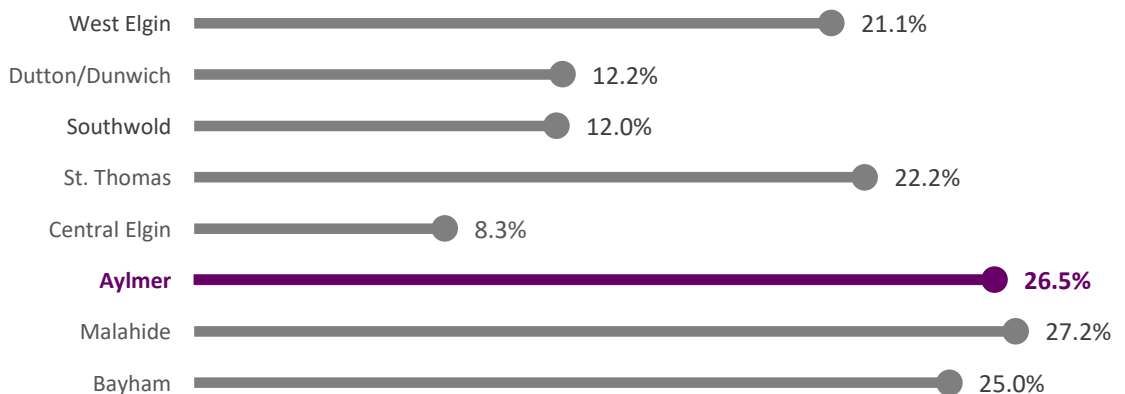


In Aylmer, the median total income of families is \$70,609 and the average total income of families is \$82,489, **the lowest median and average income in Elgin County**

Large disparities between median and average income indicate greater income inequality within a population.

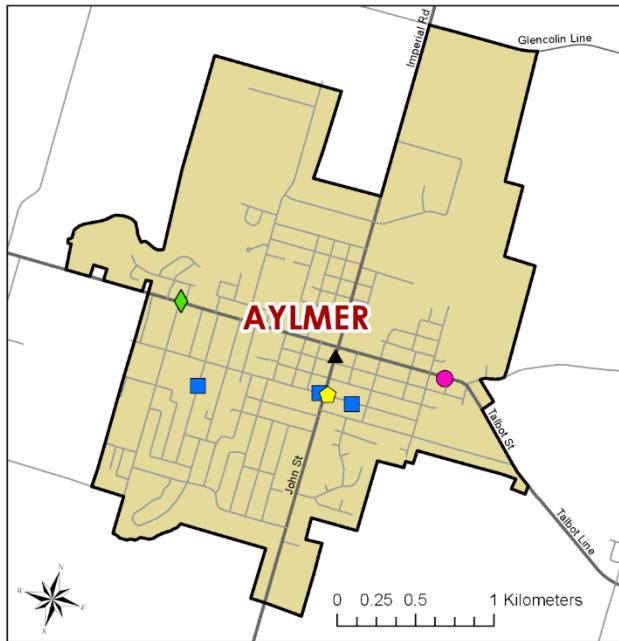
Aylmer has **a high prevalence of low income (26.5%)** for children ages 0-5. The rate is higher than both the prevalence for Ontario (19.8%) and Elgin County (21.4%) overall.

Prevalence of low income in Elgin County, ages 0-5 years (%) Based on the Low-income measure, after tax (LIM-AT)



Aylmer

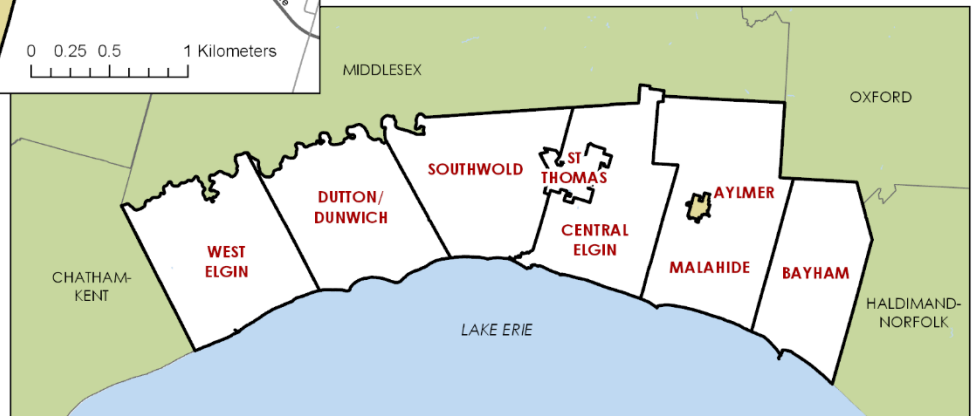
Early Years Community Assets



Town of Aylmer Elgin County

Early Years Assets

- Child Care/Nursery School
- ◆ Community/Recreation Centre
- ▲ Library
- ⬠ EarlyON
- Elementary School



Licensed Child Care/Nursery Schools

- Early Learning Centre Aylmer
- Assumption YMCA Before & After School Program
- McGregor YWCA Before & After School Program
- Summers' Corners YWCA Before & After School Program

Elementary Schools

- Assumption Catholic School
- McGregor Public School
- Davenport Public School
- Summers' Corners Public School

EarlyON

- EarlyON McGregor Public School

Community/Recreation Centres

- East Elgin Community Complex

Libraries

- Aylmer Old Town Hall Library